TeSys protection components

TeSys LR9D electronic thermal overload relays

Relay type			LR9D01	LR9D02	LR9D08	LR9D32	LR9D110S
Electrical characteristics of power circuit							
Tripping class	Conforming to IEC/EN 60947-4-1		5, 10, 20, 30				
	Conforming to UL 60947-4-1		10, 20, 30				
Rated insulation voltage (Ui)	Conforming to IEC 60947-4-1	**V AC**	1000				
Rated operational voltage (Ue)	Conforming to IEC 60947-4-1	**V AC**	690				
	Conforming to UL/CSA	**V AC**	600				
Rated impulse withstand voltage		**kV**	6				
Frequency limits	Of the operating current	**Hz**	50…60				
Setting range		**A**	0.1...0.5	0.4...2	1.6...8	6.4...32	22...110
Power circuit connections	Wire size	**mm² (AWG)**	1 to 16 (14 to 6)				4 to 50 (10 to 1/0)
	Tightening torque	**Nm (lb-in)**	3.1 (28)				9 (80)
Operating characteristics							
Consumption		**mW**	< 300				
Tripping thresholds	Conforming to IEC 60947-4-1	**A**	1.25 In				
Sensitivity to phase unbalance	Conforming to IEC 60947-4-1		Phase difference > 40%, tripping in 3 s				
Current setting ratio			5:1				
Automatic reset time		**min.**	1.5…4				

LR9 D01, 02, 08, 32, LR9110S tripping curves

Class 5 Trip curve

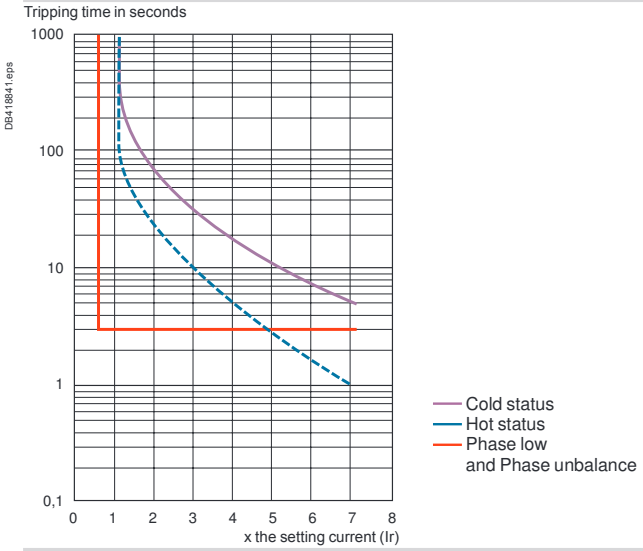

Class 10 Trip curve

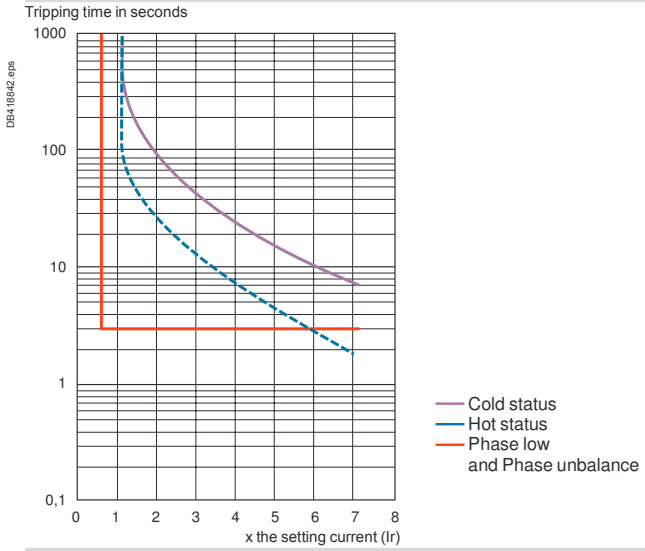

Class 20 Trip curve

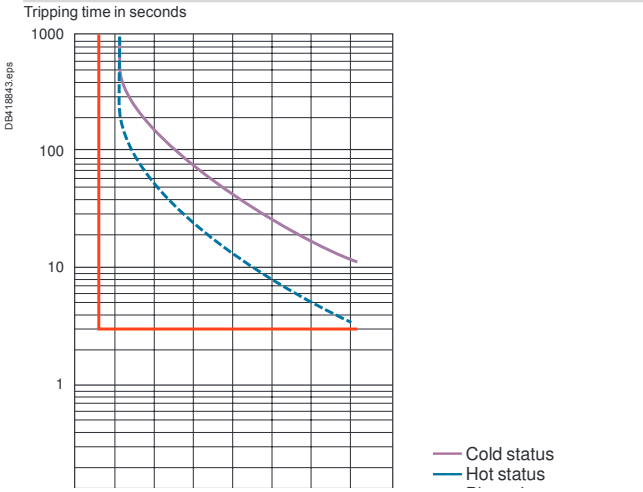
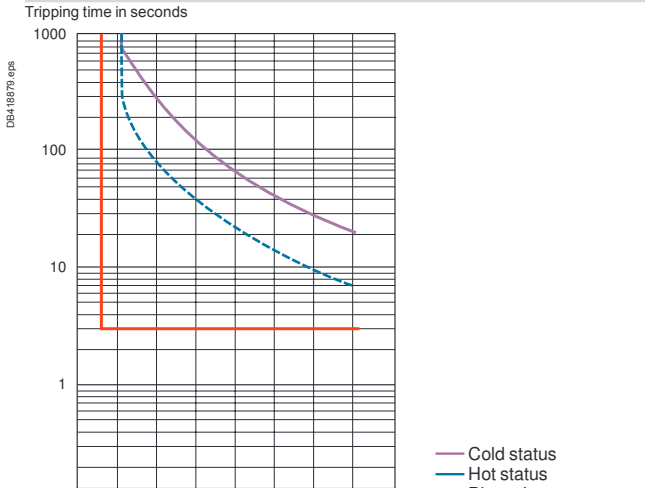
Class 30 Trip curve